

Welcome Home Cities Model Page Forecast Maps Ensemble Maps Preferences Messages Logout Help

**Daily Min/Max Temperature Forecasts** ECMWF Ensemble (00Z)

15-day City Forecasts	Fri Feb 15	Sat Feb 16	Sun Feb 17	Mon Feb 18	Tue Feb 19	Wed Feb 20	Thu Feb 21	Fri Feb 22	Sat Feb 23
Boston...	27 / 45	14 / 28	10 / 42	40 / 55	28 / 41	22 / 35	19 / 33	19 / 36	24 / 40
Burling...	15 / 34	5 / 19	6 / 37	31 / 48	16 / 31	11 / 28	6 / 23	8 / 28	16 / 34
Chicago...	10 / 25	5 / 30	26 / 40	13 / 28	5 / 20	9 / 26	14 / 30	21 / 34	25 / 40
Hartfor...	21 / 44	15 / 27	14 / 45	34 / 55	25 / 37	22 / 34	19 / 35	20 / 40	24 / 44
Houston...	61 / 74	53 / 77	49 / 67	41 / 62	38 / 67	47 / 72	61 / 77	59 / 77	55 / 75
Los Ang...	43 / 65	47 / 62	52 / 60	52 / 62	57 / 61	56 / 62	55 / 63	51 / 62	46 / 62
Phoenix...	51 / 59	46 / 66	46 / 69	46 / 72	48 / 76	52 / 76	53 / 76	53 / 69	46 / 65
Tucson...	44 / 51	41 / 60	39 / 67	38 / 75	41 / 77	45 / 72	45 / 66	44 / 58	37 / 63
Washing...	34 / 57	29 / 43	30 / 57	40 / 59	31 / 37	29 / 46	31 / 45	35 / 50	41 / 54
Worcest...	20 / 41	7 / 22	4 / 36	35 / 49	20 / 37	14 / 31	10 / 29	11 / 32	19 / 37
Augusta...	21 / 37	4 / 20	0 / 33	35 / 47	22 / 39	12 / 28	9 / 26	6 / 26	12 / 31
Atlanta...	33 / 62	42 / 66	49 / 65	36 / 55	28 / 43	29 / 57	37 / 62	47 / 66	55 / 70
Austin...	50 / 76	45 / 75	43 / 67	34 / 61	33 / 67	45 / 74	53 / 77	50 / 78	51 / 76
Baltimo...	29 / 52	24 / 38	25 / 54	34 / 57	25 / 36	24 / 43	26 / 42	31 / 48	37 / 51
Bingham...	16 / 33	11 / 22	12 / 38	27 / 41	18 / 25	15 / 28	11 / 27	16 / 35	23 / 38
Denver...	19 / 45	23 / 55	25 / 37	24 / 49	29 / 61	31 / 55	27 / 50	26 / 43	24 / 41
Philade...	30 / 49	26 / 34	27 / 54	36 / 58	28 / 36	27 / 39	27 / 40	31 / 47	36 / 50

click on arrow to left of city name to show all model solutions for selected city)

<-16° <-10° <-6° <-2° normal >+2° >+6° >+10° >+16°

**1-5 Day Min/Max Temperature** **Model Page** **eCast & mCast**

Seasonal & Monthly Forecasts

**hCast-SR**

Hurricane Forecasts

There are no messages.

**6-10 Day Average Daily Mean Temperature**

ECMWF GFS

2008-02-15 10:41 UTC 2008-02-15 08:24 UTC

**6 to 10 Day Forecast Commentary**

The models are predicting that the period will begin with a  
mouse over to view commentary

**11-15 Day Average Daily Mean Temperature**

ECMWF GFS

2008-02-15 10:41 UTC 2008-02-15 08:24 UTC

**11 to 15 Day Forecast Commentary**

The models predict that the trough in the West and ridge in  
mouse over to view commentary

- An advanced MOS forecasting tool that processes and statistically interprets model output from a selection of models including the 51-member ECMWF Ensemble Prediction System and the 20-member NCEP GFS model producing a powerful ECMWF MOS and GFS MOS forecast.
- The only ensemble-based forecast that incorporates a proprietary bias correction technique to produce the highest skilled 15-day ECMWF MOS and GFS MOS forecasts in the industry.
- Delivered seamlessly and efficiently to you via electronic mail or a robust web-based interface in a selection of custom formats that feed directly into your decision support tools.

## eCast Advantage

### Minimize Your Risk.

eCast's MOS probability forecasts are designed by leading mathematicians/statisticians to accurately quantify forecast uncertainty which ultimately helps you minimize your risk.

### Capture Extreme Conditions.

eCast's MOS probability forecasts are based on ECMWF's dynamic model output with no influence from climatology. As a result, eCast's forecast bias is smaller than NCEP MOS' bias. More importantly eCast preserves the extremes you are looking for.

### Information at Your Fingertips.

The most streamlined homepage in the industry, customized with your preferences and 'mouse-over' access to important forecast products and graphics. Not even a click away!


### Verified Forecast Skill.

eCast MOS has proven skill over NCEP's MRF MOS with validation published monthly and readily available to customers. With eCast, skill is proven, not just talked about.

### Developed and Supported by Leading Scientists.

eCast MOS was developed and is supported by AER scientists with recognized expertise in numerical weather prediction, ensemble modeling techniques, bias correction and statistical methods. eCast employs the latest techniques based on years of experience working with EPS data, both at ECMWF in Bracknell, UK and on projects in the US.

# eCast Features



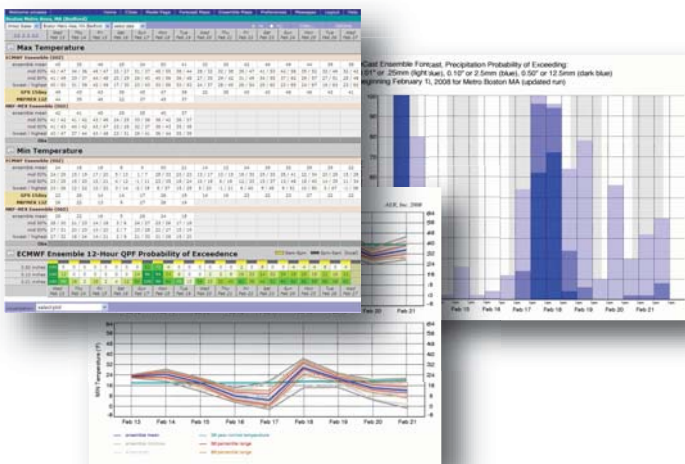
Your exclusive homepage with your own proprietary list of cities in a sleek tabularized format.

Pick from a comprehensive list of city forecasts for the US, Canada, Europe and Japan.

Easy color-coded city display to highlight temperature anomalies over the 15-day period.

Access to every feature on the site from your exclusive homepage via one click or a simple mouse-over swipe.

A customizable user interface that displays your preferred cities, parameters, units and default information.

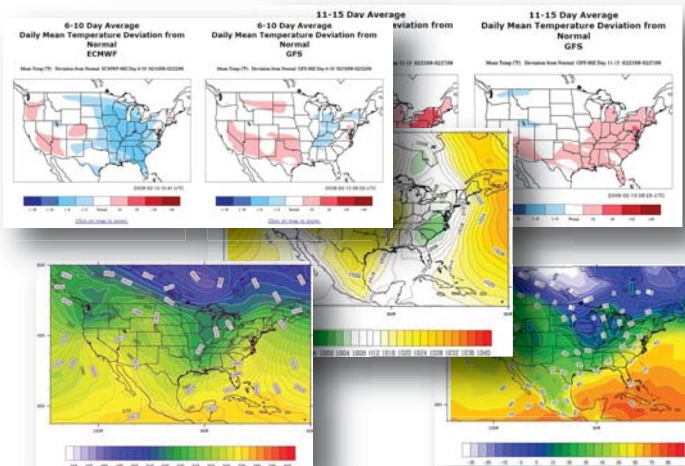


Tabular city forecasts comparing multiple model forecasts side by side with trend information from daily surface reports.

Powerful temperature plume plots overlaid with 30-year norms to assess forecast confidence and visualize trends.

Enhanced plume plot viewing by toggling individual parameters and zooming in on selected time frames.

Fast, efficient, reliable delivery of model data, forecasts and probabilities, maps and discussions.



1-5, 6-10 and 11-15 day, easy-to-read, departure from normal temperature charts based on the daily mean.

6-10 and 11-15 day forecast discussions by AER experts available before the trading day begins.

Yesterday's vs. today's forecast comparison for both the 6-10 and 11-15 day forecast charts to identify forecast trends in an instant.

Comprehensive model page allowing you to animate four windows simultaneously from a wide selection of models and parameters.

For more information or to sign up for a live forecast demo, please contact an authorized eCast Sales Representative at [marketing@aer.com](mailto:marketing@aer.com).



©2008 Atmospheric and Environmental Research, Inc.  
131 Hartwell Avenue, Lexington, MA 02421  
Telephone +1 781 761-2288 Facsimile +1 781 761-2299